


GT-S RADIATOR TEMPERATURE SENSOR UNIT

(Accessory for room climate control)

INTRODUCTION

Up to 20% of an operation technician's working time, during the winter season, can be devoted to examining radiators. By installing GT-S, the heat from radiators and thus the heating circuit can be monitored more effectively.



Radiator temperature sensor unit GT-S.

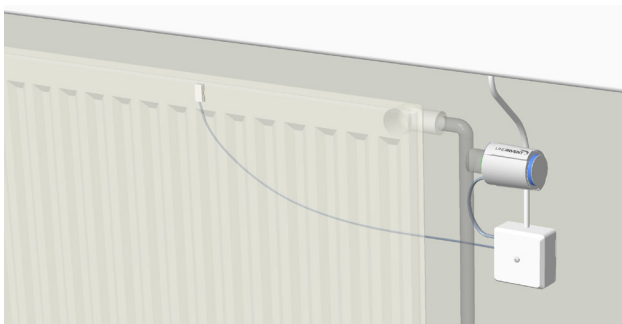
FUNCTIONS AND AREAS OF USE

GT-S is used to control valve actuators and measure radiator heat. A valve actuator and a temperature sensor are connected to a room climate controller via the connection box included in GT-S. With GT-S and LINDINSPECT web interface, radiators can be monitored. Errors can be detected and investigated.

- Non-functioning actuators
- Non-functioning shunt groups
- Unvented radiators
- Clogged valves
- Incorrect pipe connection
- Transmission losses in pipe systems
- Incorrect supply temperature
- Removed actuators



The sensor module (20x10x5 mm) consists of a smaller circuit board with a 2-conductor cable. The circuit board is mounted on a magnet that attaches the sensor to the radiator.



The sensor module is mounted, via magnet, on the back of the radiator.

A PACKAGE SOLUTION

The sensor unit is ordered and delivered as an assembly consisting of a sensor module and a 24V valve actuator (NC or NO) wired to a connection box. The device reduces installation time since only the connection box needs to be wired to the room climate controller.

TECHNICAL SPECIFICATIONS

Temperature measurement

Type of sensor: NTC thermistor
Accuracy: ± 2 K

Radiator valve actuator

Valve actuator without adapter ring: See the documentation for valve actuators A40405 (NC) and A41405 (NO)

General

Sensor modul dimension: 20x10x5 mm
Connection box dimension: 60x60x30 mm
Length of the 2-conductor sensor cable: 1 m
Length of the valve actuator cable: 1 m

Material

Circuit board: FR4
Cables: Polyolifine, Halogene-free (EN 60754-1/2, IEC 60754-2)
Connection box: Housing lid and base in ABS, RAL 2003

Electrical system


Supply: 24 VAC (via connected controller)
Power: 0,1 VA
CE-markning: Complies with EMC and the low voltage directive
IP-class: IP21

Room controller terminal connection

Prescribed conductor color order in brackets.


- G+ (Red)
- Triac (Black)
- AIN (White)
- G0 (Blue)

Connection box with terminals for valve actuator, sensor module, and regulator connection.



CONSTRUCTION

The products below are included in GT-S. The unit can be ordered without a valve actuator. For details about actuators see the product description.



Included:
GT-S: Temperature sensor and junction box



Included: Valve actuators
Choose from:
• A41405 (NC)
• A40405 (NO)

MOUNTING

NOTE: The control unit must be without voltage when GT-S is connected!

For guidance on suitable mounting, see illustrations in this product description.

1. The connection box is mounted accessible on the wall in connection with the actuator valve.
2. The valve actuator is mounted on the valve.
3. The sensor module with magnet is attached high up on the back of the radiator.
4. The box is connected to the room climate control unit by Lindinvent standard 4-conductor cable.

ACCESSORIES THAT ARE SUPPORTED

- A40405 (24VAC, NC, ON/OFF)
- A41405 (24VAC, NO, ON/OFF)

NOTE:

- GT-S only works with 24VAC valve actuator ON/OFF
- GT-S does not support 0-10V actuators



GT-S in place. The sensor module is attached to the back of the radiator, the valve actuator is mounted on the radiator valve, and the common connection box is attached to the wall with the four conductors to the room climate controller connected.

COMPLEMENTARY DOCUMENTATION

Document can be viewed on the product page at www.lindinvent.com

Document	Comments
Installation instructions	See instructions in this product description.
Operation instructions	See the commissioning/operation instructions for the controller.
Maintenance instructions	The unit is considered maintenance free.
External connection diagram	See the color order listed under Connections in this product description.
Environmental product declaration	To be assessed by Byggvarubedömningen.
Modbus list	See the connected controller.
AMA-text	Look for AMA code UBB for temperature sensors. See the connected controller AMA and its accessories.