

Product description

DAB – Transformer [Rectangular duct]

Introduction DAB

DAB is a flush-mounted outlet with fixing brackets that is used to mount a ceiling supply air diffuser with bayonet fitting via socket and brackets in rectangular ducting. The outlet module is mounted in rectangular ducting, internally or externally.

Adjustable

The fixing brackets in the outlet can be adjusted approximately 15 mm downwards so that the diffuser can meet the lower surface of the suspended ceiling.

Order information

Transformer, Lindinvent AB,
type DAB-A-XXX-G:

Size: XXX = 250,400

Material: Galvanised (G),

Example: DAB-A-250-G

Technical specifications

General

Size: Ø250, Ø400

Material

DAB is supplied in galvanised steel plate as standard

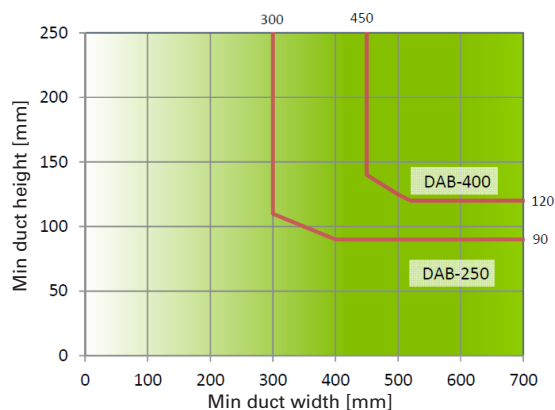
Weight

DAB-250: 0.65 kg

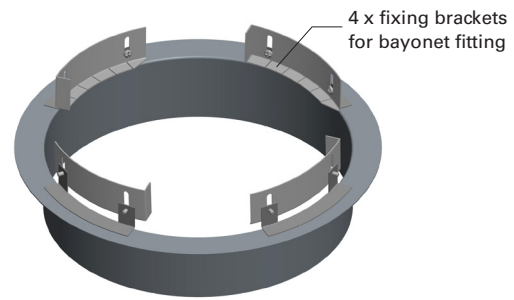
DAB-400: 1.1 kg

Dimensioning of duct

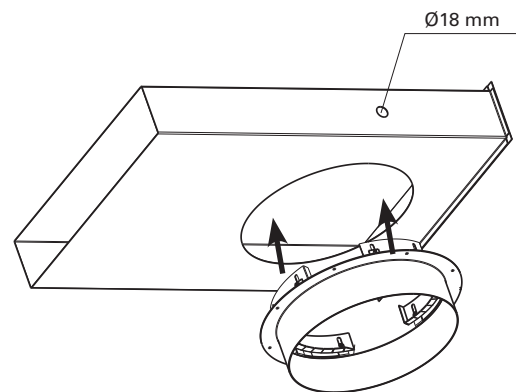
Diagram 1: Duct height and width



Note: Minimum duct width with minimum duct height for DAB-250 is 400 mm as shown in diagram 1.



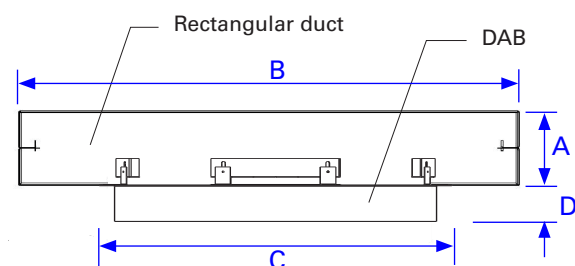
DAB, Transformer.



When mounting DAB in ducting, in addition to a hole in the duct for the DAB, a Ø18 hole is required for throughput and anchoring of diffuser cable. The cable throughput must be anchored with a locking plate.

Table 1: Critical measurements in accordance with figure below.

Size (mm)	DAB-250	DAB-400
Min duct height (A)	90	120
Min duct width (B)	300	450
Hole in duct (C)	Ø262	Ø414
Outlet height (D)	60	60

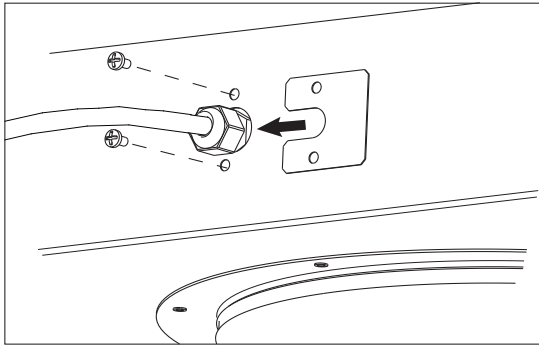


DAB mounted in rectangular duct. Minimum duct height A, minimum duct width B, size of hole C and outlet height are shown in table 1.

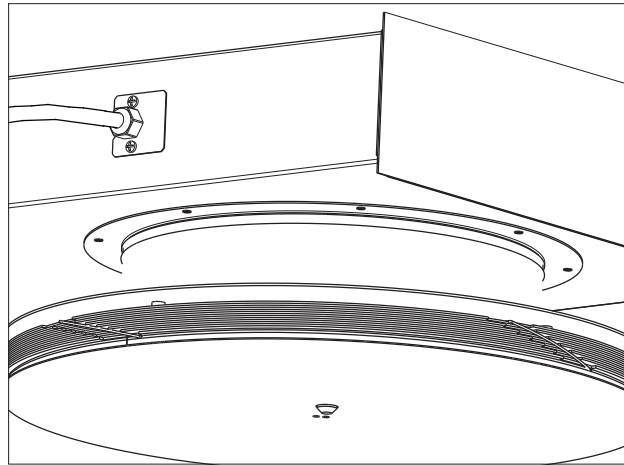
Product description

DAB – Transformer [Rectangular duct]

Opening for pluggable hole and cable clamp



Note: Mounting DAB requires an opening in the duct for the pre-connected diffuser cable. The cable throughput must be anchored with the specially designed locking plate to clamp the cable.



Additional product documentation DAB

Table 2: Additional documentation for DAB can be obtained via links on the product's website under Products at www.lindinvent.se

Document	Available	Not available	Comments
Installation Instruction	●		Hole making in the duct for DAB and cable throughput
Start-up instruction		●	Not applicable
Maintenance instruction		●	Maintenance-free
External connection diagram		●	Not applicable
Environmental product declaration	●		Assessed by Sundahus and Byggvarubedömningen
User information		●	Not applicable
Modbus list		●	Not applicable
AMA text		●	See accessories in AMA text for ceiling supply air diffuser TTC

Product documentation can be downloaded via
www.lindinvent.se/produkter/



Contact

www.lindinvent.se
Tel: 046-15 85 50

Lindinvent – Smarter indoor climate. **Greener** buildings.

The company offers products and systems for controlling ventilation, lighting, solar shading and local utilization. Equipment and climate solutions are being developed for offices, schools, hospitals, laboratories and similar working environments. Lindinvent's systems work together to provide high indoor comfort and the lowest possible energy use.